



**As the holidays have begun,
it's time for us to have some fun.**

**It is time to see amazing kids' movies,
and help our mama in making goodies.**


**We will make new friends and play lots of games,
spend time with them and know their names.**

**We got a big break from school,
to enjoy the vacation and stay cool.**

**We are free to do anything we like,
playing, reading or riding our bike.**

**We will sleep on time,
and rise with the bright sun.**

**As the holidays have begun,
It's time for us to have some fun.**



Looking forward to meet to you all.....

Happy Holidays!!!!!!!

Have a great time!

Write your name in the box

HELLO, I'M

General Instructions:

1. Bring holiday homework in a beautifully decorated transparent folder.
2. Parents are requested to only guide their children while doing the assignment.
3. Originality of the work will be appreciated.
4. Project / Homework will be assessed on the basis of neatness, creativity and originality of ideas.
5. Last date of submitting the Work is 25th June 2023
6. Late submission will lead into deduction of marks in assessment.



ENGLISH

A. GREAT STORIES HAPPEN TO THOSE WHO CAN TELL THEM.

This summer choose any fairy tale from you tube, listen to the story four to five times. After watching the story you have to paste /draw the favorite character on A4 size card sheet and write 10 lines about it.

A few fairy tales are given below (just for reference)

1. Cinderella
2. Snow white
3. The paper princess
4. The shoemaker and the elves
5. Rapunzel



B. Read the passage carefully and answer the following questions:

Deep in the woods lived three friends: a mouse, a crow and a deer. The mouse lived in a hole, in an oak tree. The crow lived in a nest, in the tree. The deer lived under the tree. The three friends played together and had lots of fun.

Yippee! Hurray!

Fill in the blanks:

1. The three friends lived in the_____.
2. The mouse lived in a_____, in an old_____ tree.
3. The crow lived in the_____.
4. The deer lived under the_____.
5. The three friends_____together and had lots of fun.

C. Circle the words that rhyme with the first word.

Cob - tab job sob

Fell - sell call shell

moon - wood soon spoon

car - star class far

shop - rob stop hop

D. Circle the words which are correctly spelled.

	A	B	C
(i)	Undar	Under	Underr
(ii)	Laugh	Logh	Loagh
(iii)	Whol	Wholl	Whole
(iv)	Shade	Shaade	Shadee
(v)	Hoase	House	Houss
(vi)	Oftan	Oftenn	Often

E. Write one page everyday in a separate 4 lined thin notebook to increase writing speed.

F. Classify the naming words (nouns) under the given headings:

Raman , Shoes , Lion , Bed , Watch , Shimla , Dog , Crow , Zoo , Home , Boy , Pencil , Tanya , School , Tiger , Mother

NAME

PLACE



ANIMALS

THINGS

Hindi

२, ३, ४ अक्षर वाले शब्दों को छाँटकर सही स्थान पर लिखिए—

२ अक्षर
वाले शब्द

३ अक्षर
वाले शब्द

४ अक्षर
वाले शब्द

गाय

गमला

आसमान

जाला

आदर

समाचार

टमाटर

छाता

पहाड़

कान

अखबार

मटका

डाकखाना

जागना


चाय

काला

बाज़ार

पाठशाला

• नीचे दिए गए चित्रों को देखकर उनके नाम लिखें—



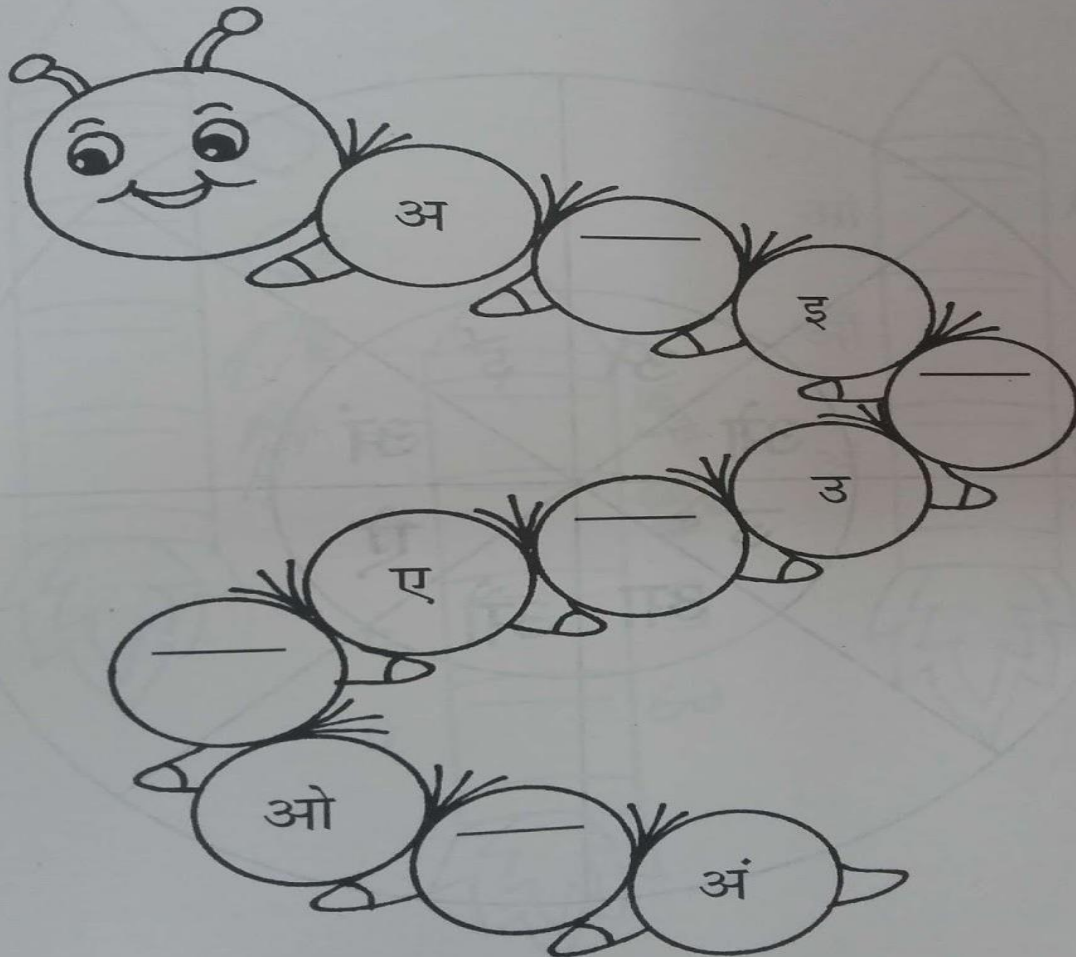








खाली स्थान भरो -



वर्णमाला पूरी करें।

क		ग		झ	
	ज		व	ट	
	ब	ष			र
ध			फ		
म	य				श
		व्य	क्ष		ल



श्र

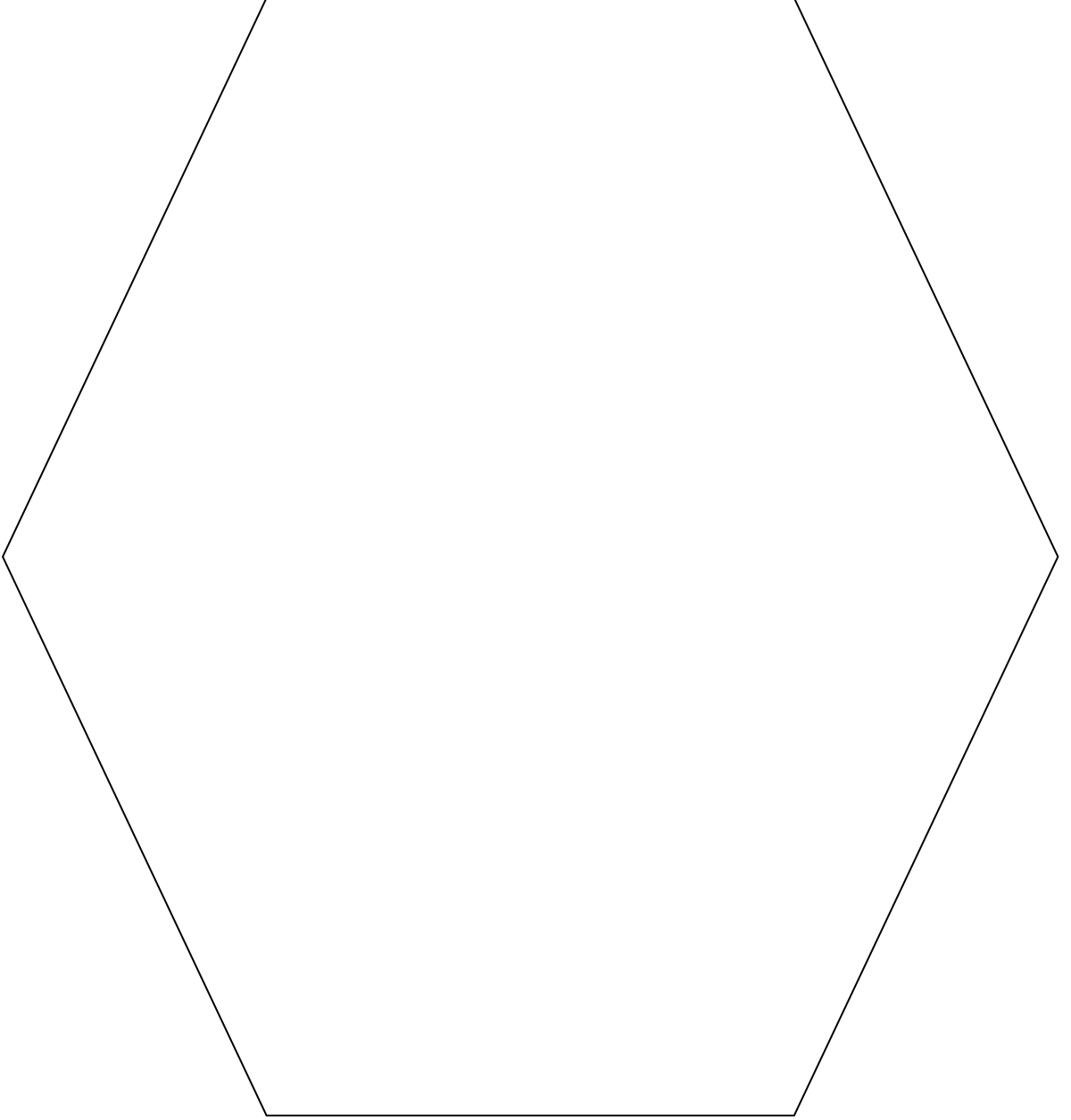
चित्र में रंग भरो।

गड़-गड़, गड़-गड़ ब दल अ य
ब दल अ य, जल भर ल य।
क ल क ल ब दल छ य
छम-छम, छम-छम जल बरस य।



खोज लीन

अखबार व पत्रिका से अ और आ मात्रा के शब्द खोज कर उन्हें नीचे दिए गए स्थान में चिपकायें।



*पाठ १ और २ को पढ़ें और सुलेख अपनी कॉपी में लिखें।

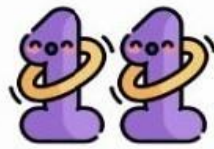
Mathematics

1. Find the hidden number name (one to ten) and color them.

O	E	T	W	O	H	F	O	U	R
N	V	K	W	R	J	P	A	F	N
E	V	X	E	I	G	H	T	Z	C
W	M	U	E	K	L	U	Y	X	I
T	H	R	E	E	G	H	J	Q	E
W	E	R	Y	R	Q	Z	L	T	S
R	M	O	P	N	A	F	R	Z	E
Z	S	I	X	I	E	I	B	V	V
X	Z	F	N	N	K	V	D	T	E
T	E	N	H	E	M	E	Y	H	N



E N O



E N E V L E



W T O



W V E L E T



E H R T E



R I H E T T E N



R F U O



R O U F E T E N



E V F I



I F N E F T E



X I S



X I S E T N E




E V N E S



T E E N E S N E V



T G H E I



H E I G T N E E



E I N N



N E I N T E N E

















N E T



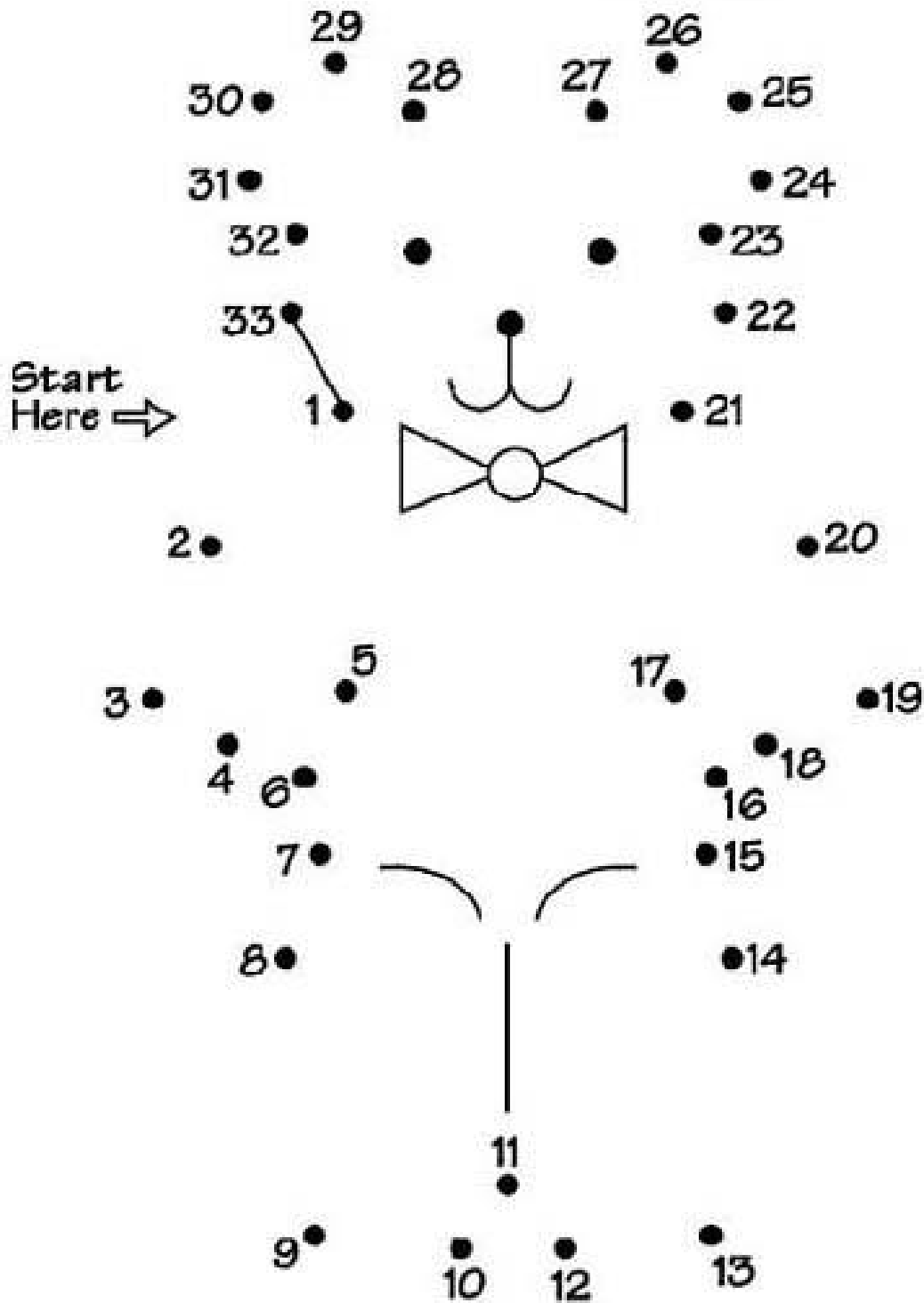
W Y T E N T

3. Count each object in the picture and write its numeral and number name. Colour the picture.



	<input type="text" value="4"/>	Four			<input type="text"/>	
	<input type="text"/>				<input type="text"/>	
	<input type="text"/>				<input type="text"/>	
	<input type="text"/>				<input type="text"/>	
	<input type="text"/>				<input type="text"/>	
	<input type="text"/>				<input type="text"/>	
	<input type="text"/>				<input type="text"/>	

4. Draw a line to join the dot starting from number 1 to number 2 then number 2 to number 3 and so on. Complete the picture and color it



6. Write forward counting from 1 to 50.

T	O		T	O		T	O		T	O		T	O	
	1		1	1		2	1		3	1		4	1	

F. Learn table 1 to 3

ALL ABOUT

I am years old

I Live with

My Friends Are

★

★

I like to watch

Favorite activities

My Favorite:

COLOR: _____

FOOD: _____

ANIMAL: _____

BOOKS:

I am good at

When I grow up I want to be...

Ohh yes, I know !

Q-1 Write the body parts that rhyme with these clues:

- | | |
|----------------|----------------|
| 1. South _____ | 5. Bye _____ |
| 2. Band _____ | 6. Check _____ |
| 3. Pose _____ | 7. Peg _____ |
| 4. Nest _____ | 8. Thin _____ |

Q-2 Solve the crossword:

The crossword puzzle grid consists of the following numbered squares:

- 1**: A vertical word of 5 letters starting at the top of the 3rd column.
- 2**: A horizontal word of 8 letters starting at the 4th row, 1st column.
- 3**: A vertical word of 5 letters starting at the 4th row, 5th column.
- 4**: A horizontal word of 4 letters starting at the 4th row, 5th column.
- 5**: A horizontal word of 8 letters starting at the 5th row, 1st column.
- 6**: A horizontal word of 11 letters starting at the 6th row, 1st column.

Surrounding illustrations include: a bar of soap with bubbles, a towel hanging on a rack, a comb, nail clippers, a toothbrush, and a handkerchief.

DOWN

1. I am used to wipe my body when I take a bath.
2. I am used when my hair is untidy.
3. In the morning I am used to clean my teeth.

ACROSS


4. I am used when I my hands are dirty.
5. I am used when my nails are too long.
6. I am used when I have cold.

Q3. Have a close look at your surroundings while you are in the park. Observe how beautiful the flowers and plants are, how people are having fun and all the activities that you do to make your day a memorable one. On a drawing sheet, using materials such as dried leaves, flowers, pencil shavings, cotton etc create a scene of the park you visited.



Q4. Label the parts of a face.

head eyebrow ear teeth
eye tongue eyelid lips



Computer

1. Take a Chart and divide it in two parts. Name Group 1 as 'Natural Things' and Group 2 as 'Man-made Things'. Paste the 5-5 images of natural and man-made things accordingly.
2. Find the names of computer parts in the word grid given below and encircle them. Take help of the hints.

N	O	M	A	T	T	E	K
P	R	I	N	T	E	R	E
R	H	O	W	F	A	R	Y
Y	O	E	U	G	O	U	B
L	T	S	I	M	A	T	O
C	P	U	W	L	Y	Y	A
O	M	O	N	I	T	O	R
U	N	M	O	U	S	E	D

3. Guess who am I? Use the given words.

Laptop, sewing machine, bus, calculator, aero plane


- a. I take you to school.
- b. I can calculate numbers.
- c. I fly high in the sky.
- d. I am a computer. You can keep me on your lap.

GK

Q1 Cut the picture of our prime minister from newspaper and paste along with his name.



Q2. Paste the picture of our national flower in given box?



Q3 What is the Capital of India . _____

Q4 Independence Day of India is celebrated on_____.

Q5 Paste the picture of tallest animal on earth and write its name in the box given



Father's day activity

- Make vegetable printing or thumb printing card for your father along with a message on A4 size card sheet and submit it along with the Holiday homework of summer break.