



Session 2023-24

HOLIDAY HOMEWORK (SUMMER BREAK)

Class -III



General Instructions


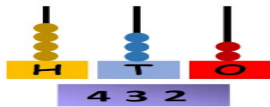
Instructions for students: -


- Try to do your vacation work by yourself.
- Use a separate Notebook for each subject. The same notebook will be used for all the holiday homework given throughout the session.
- The size of the notebook should be approx. 290mm*180mm of any brand. (Do not use small notebooks)
- Writing should be very good and neat.
- Do all the work under the guidance of your parents and guardians
- Try to do your written work regularly to enhance your writing skills and handwriting.
- Pay special attention towards your health and caring.
- Don't Play in the sunshine or in hot places.

Instructions for Parents: -

- Guide your ward to do his/her homework properly.
- In case of any doubt, please contact the respective subject teacher or send your query through email.
- Kindly complete and send the homework in a paper bag/folder of separate subjects.
- Make your ward read resource books.
- Fix up a timetable for your ward to organize his/her daily routine like watching television, playing with friends, studying etc.
- Make your child responsible by assigning some household responsibilities to him/her like watering plants, arranging the dining table, organizing his/her room and cupboards, filling the empty water bottles and putting them in the refrigerator.

Above mentioned guidelines will help your child to become a smart and active learner.

<u>S.No.</u>	<u>Subject</u>	<u>Description</u>	<u>Remarks/ Links for reference.</u>
1	ENGLISH	<p>1. Make two book marks mentioning Gender List (25 Words – Masculine to Feminine Gender) & Number List (25 Words – Singular to Plural Noun). Decorate the book marks with beautiful designs.</p> <p>2. Practice English-cursive handwriting-one page every day in your HHW notebook.</p> <p>3. "Reading is to mind what exercise is to body and prayer is to soul."</p> <p>Read the books from the given link and write 10 new words that you have come across while reading in alphabetical order. Write down their meanings from dictionary and make sentences.</p>	<p>Do the work (no. 2 and 3) in your HHW notebook.</p> <p>https://monkeypen.com/pages/free-childrens-books</p>
2	HINDI	<ol style="list-style-type: none"> स्वामी विवेकानंद के बचपन के प्रेरक प्रसंग पढ़िए। उन्हें ग्रीष्मावकाश की उत्तर पुस्तिका में लिखिए। स्वामी विवेकानंद के सुविचारों की एक सूची तैयार कीजिए। भारत के कुछ महान व्यक्तियों के चित्र इकट्ठा करके A 4 साइज कार्ड शीट पर चिपकाकर उनके नाम और उनकी कोई एक विशेषता लिखिए। प्रतिदिन ग्रीष्मावकाश की उत्तर पुस्तिका में एक पेज हिंदी लेखन का अभ्यास कीजिए। 	
4	MATH	<p>Q1 Learn tables from 2 to 12 and write down 5 times in your math notebook.</p> <p>Q2. Using thermocoal draw any model which includes solid shapes.</p> <p>Q3. Make a model of abacus and represent a number on it. You may use beads, thermocoal balls and sticks for making model of abacus</p> <p>Q4. Solve worksheet 3,7,9, 23, 78,79,80,84 in your Mental Math book.</p>	 

5	EVS	<ol style="list-style-type: none"> 1. Make different animals with the help of leaves. 2. How can you help aged persons ? Write 5 points in A4 size card sheet. 3. Read chapter 3 and find out new words and write their meaning in your EVS notebook. 	
6	COMPUTER	<ol style="list-style-type: none"> 1. Make a labeled diagram of a computer system on a chart paper. 2. Learn ch. 1 	
7	GENERAL KNOWLEDGE	<p>Make a creative Project on Plants around us Note : Use A4 colorful sheet (5-8) and decorate with stickers and write about it.</p>	

ACTIVITY FOR FATHER'S DAY: MAKE A BEAUTIFUL CARD THROUGH VEGETABLE PAINTING OR THUMB PAINTING AND WRITE A HEART-TOUCHING MESSAGE FOR HIM SHOWING YOUR LOVE AND GRATITUDE TO HIM.

Send 2 to 3 pictures to your class teacher of you presenting the card to your father.

Class teacher- Seema Dwivedi