

SUMMER BREAK
HOLIDAY HOMEWORK
CLASS- PRE-PRIMARY (MONT -II)

Summer is messy, Summer is fun
Trips to the beach,
In the hot, hot Sun, Let's give
Summer, A big fat cheer!
Summer is the best time of the year

Dear Parents,

As summer approaches, it's time to take a break from your regular routine and enjoy the warm weather, the sunshine, and all the fun activities that come with the season. However, we know that learning never stops, even during the holidays. That's why we have prepared some exciting and engaging summer holiday homework for you to keep your curious minds active. This summer, we encourage you to explore and learn more about the world around you.

Remember, the summer holiday homework is designed to be fun and engaging, so feel free to be as creative as you want. We can't wait to see what you come up with and hear all about your adventures when we return to school.

Wishing you a happy and fun-filled summer break!

Here are some activities given to help your child become independent and confident – Independent Me







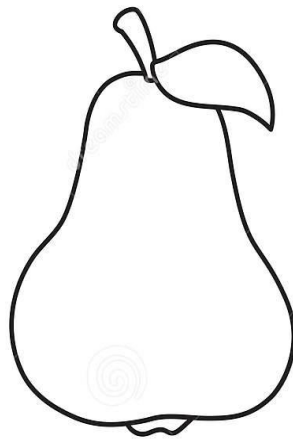

- Buttoning and Unbuttoning
- Having food on their own
- Hanging School bags
- Keeping their room clean and well Organised
- Keeping belongings back in their place
- Filling the water bottles
- Opening and closing tiffin box
- Picking own clothes
- Getting themselves dressed
- Preparing toothbrush and brushing teeth
- Putting away toys
- Getting bath ready, washing body and hair, putting on Pyjamas
- Shoe Lacing

I am Special

- My name is _____.
- I am _____ Years old.
- I am studying in _____.

ART WORK

COLOUR THE IMAGES WITH CRAYONS




Circle the Summer Items



EVS

Match the face parts to their correct position

My Face





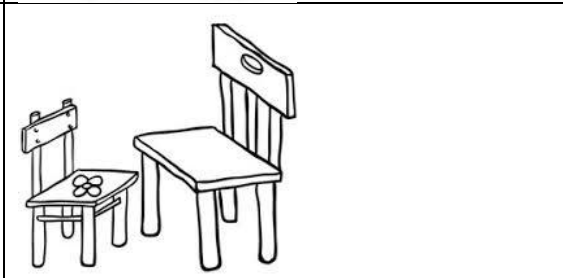
Match the sense organs with the correct picture













CONCEPT LEARNING

BIG OR SMALL?

Circle the Big picture



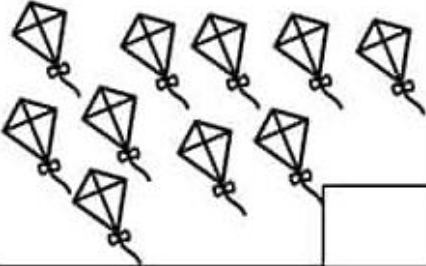





	
	
	

ODD ONE OUT

- ○ ○ ○ ○ ○  ○ ○ ○
- △ △ △ △  △ △ △
-       
- □ □ □ □ □ □  □

Maths

COUNT AND WRITE:

 <input type="text"/>	 <input type="text"/>
 <input type="text"/>	 <input type="text"/>
 <input type="text"/>	 <input type="text"/>
 <input type="text"/>	 <input type="text"/>

Draw the objects according to the given number:

1. 5 - _____

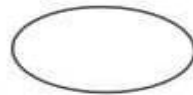

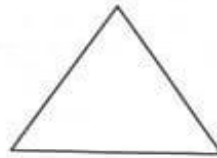
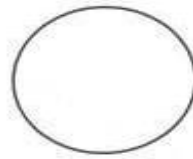

2. 9 - _____

3. 2 - _____

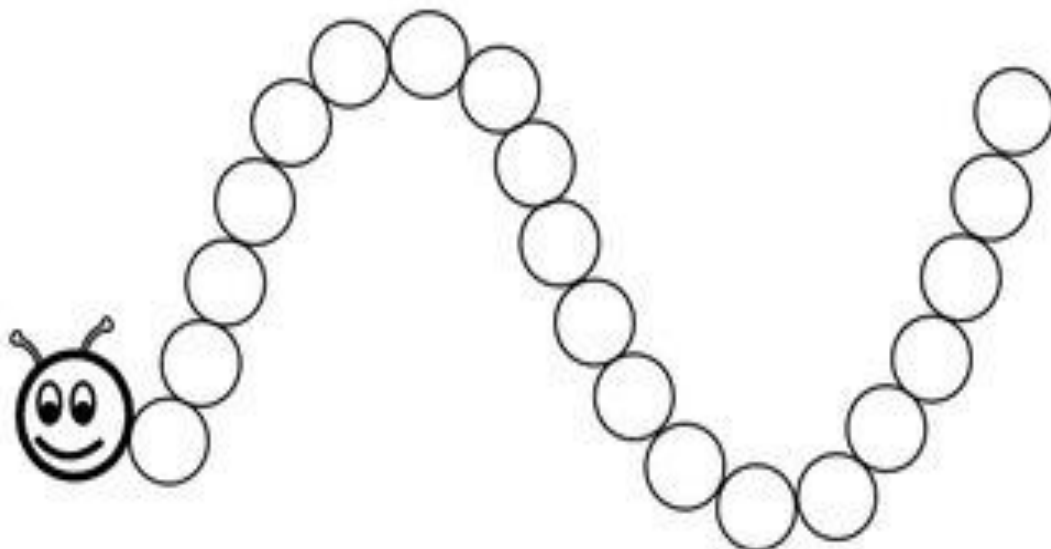
4. 6 _____

5. 10 - _____

Match the following shapes with the related objects





Complete the number from 1 to 20:

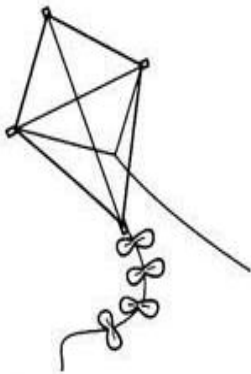



English


Write the first letter of the picture:






















Write the Alphabets (Capital Letters) A-Z:

The page contains 12 sets of handwriting lines, each consisting of four horizontal lines: a top red line, two middle blue lines, and a bottom red line. These lines are intended for practicing the writing of capital letters A through Z.

Trace the lowercase and Practice:

a	a	a	a	a	n	n	n	n	n
b	b	b	b	b	o	o	o	o	o
c	c	c	c	c	p	p	p	p	p
d	d	d	d	d	q	q	q	q	q
e	e	e	e	e	r	r	r	r	r
f	f	f	f	f	s	s	s	s	s
g	g	g	g	g	t	t	t	t	t
h	h	h	h	h	u	u	u	u	u
i	i	i	i	i	v	v	v	v	v
j	j	j	j	j	w	w	w	w	w
k	k	k	k	k	x	x	x	x	x
l	l	l	l	l	y	y	y	y	y
m	m	m	m	m	z	z	z	z	z

Trace the cursive letters Upper case and practice:

A B C D E F G H I

A B C D E F G H I

J K L M N O P Q R

J K L M N O P Q R

S T U V W X Y Z

S T U V W X Y Z

Trace the cursive letters Lower case and practice:

a	b	c	d	e	f	g	h	i
a	b	c	d	e	f	g	h	i
j	k	l	m	n	o	p	q	r
j	k	l	m	n	o	p	q	r
s	t	u	v	w	x	y	z	
s	t	u	v	w	x	y	z	

Its Rhyme Time:

Learn Rhymes from the book "Sing Along".

1. "I hear Thunder" (Page no: 8)
2. "Around Me" (Page no: 24)

HINDI

Practice Swar and Vyanjan:

स्वर

अ आ इ ई उ ऊ ऋ

ए ऐ ओ औ अ अः

व्यंजन

क ख ग घ ङ

च छ ज झ ञ

ट ठ ड ढ ण

त थ द ध न

प फ ब भ म

य र ल व श

ष स ह क्ष त्र

श

Match the given Hindi letter with the correct picture

अ



आ



अ



आ



उ



ई



इ




Learn Rhymes from the Book

1. आँधी आई- (page no: 4)
2. सर सर सर सर उड़ी पतंग- (page no: 6)

चित्र में रंग भरे:

अ

से अनार



आ से

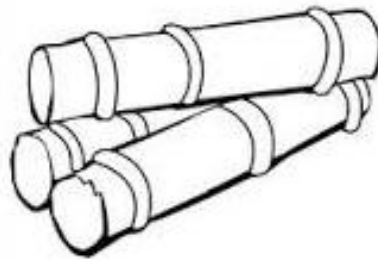


आम्र

इ से इमली



ई से ईख



उ से



उल्लू

INDIE.COM

ऊ से



ऊन

INDIE.COM

ऋ से



ऋषि

ए से



एक

ऐ से ऐनक



ओ से



ओखली

औ से औरत



अः

वर्ण पहचान कर, चित्र में रंग भरो।



Project

1. Children has to make each 1 of the following with Origami sheet
 - a. Bird
 - b. Animal
 - c. Thing
2. Draw the picture of 4 trees and Paint the four season of trees by finger print.
 - a. Winter
 - b. Spring
 - c. Autumn
 - d. Summer
3. **“Cooking without Fire”** Child has to prepare any dish without fire and kindly send the pictures and video to the respective class teacher through mail.(Ex: **Lemonade, Shake or Mocktail etc.,**)

➤ **Father’s Day:**

Make a greeting card and surprise your father on father’s day. Click photos with your father and greeting card and send it to the respective class teacher through Mail.