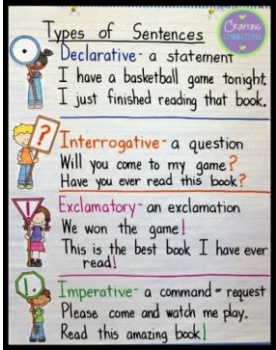




TOPIC/SUB TOPIC	ENERGIZE LEARNER	NAVIGATE CONTENT	GENERATE MEANING	APPLY TO REAL LIFE	GAUGE THE MEANING	EXTEND
No. of periods	Before starting the class To start the class	Teach and review	Move to long term memory through reflection	Demonstrate skills	Look how much you have learnt.	Extended activities
6	<b>Flipped:</b> watch the youtube video on Direct and Indirect speech <a href="https://youtu.be/r185jxktfms">https://youtu.be/r185jxktfms</a>	<p><b>4 Types of Sentences</b></p> <p><b>Declarative Sentence</b> • Tells something. • Ends with a period. (.)</p> <p><b>Interrogative Sentence</b> • Asks a question. • Ends with a question mark. (?)</p> <p><b>Exclamatory Sentence</b> • Shows strong feeling. • Ends with an exclamation mark. (!)</p> <p><b>Imperative Sentence</b> • Gives a command. • Ends with a period or an exclamation mark. (, or !)</p> 	<p><b>Points to remember:</b></p> <p><b>Declarative Sentences:</b> Make statements or express opinions. End with a period.</p>	<p>Frame all four types of sentences while talking to your mother at home. Use real life situations for forming sentences.</p> 	<p>Read the following sentences and identify the type of sentence.</p>	<p>1. Do lesson exercise B in your notebook.</p> <p>2. Do the given worksheet:</p> 
<b>declarative</b> ( adjective )	<b>Learning Outcome:</b>		<p><b>Interrogative Sentences:</b> Ask questions. Begin with question words (who, what, when, where, why, how) or have a question mark at the end.</p> <p><b>Imperative Sentences:</b> Give commands, make requests, or offer suggestions. Often start with a verb and may lack a subject.</p> <p><b>Exclamatory Sentences:</b> Express strong emotions or excitement. End with an exclamation mark.</p> <p><b>Important Points in types of sentences:</b></p> <ol style="list-style-type: none"> <li>Purpose of Communication</li> <li>Pay attention to punctuation, as it plays a crucial role in indicating the type of sentence.</li> <li>Choose the appropriate sentence type to convey your message clearly and precisely.</li> <li>Consider the context of your communication.</li> <li>Develop a good understanding of grammar and syntax to construct grammatically correct sentences.</li> <li>Practice constructing sentences of each type to reinforce students' understanding.</li> </ol>		<p>1. Please shut the windows and doors.</p>	
Definition: used to give information or make a statement	1. It is important for students to be able to recognize the four main types of sentences.				2. Do you like chocolate pastries?	
Example: <i>The cat is sleeping.</i>	2. Make different types of sentences.				3. My name is Astrid Gracy.	
<b>interrogative</b> ( adjective )	3. Use of different types of sentences.				4. Where are you going?	
Definition: used to ask a question	4. They will be able to make sentences in different conditions.				5. Such a beautiful place!	
Example: <i>What is your favorite color?</i>					6. Go and try this new flavour.	
<b>imperative</b> ( adjective )					7. Today is Monday.	
Definition: used to give a command or make a request					8. Please clean your cupboard today.	
Example: <i>Clean your room.</i>					9. Turn off all the lights and fans when you leave the room.	
<b>exclamatory</b> ( adjective )					10. May I come in?	
Definition: used to show strong emotion or excitement						
Example: <i>What a beautiful sunset!</i>						